


310 RIVERSIDE (RESCENT



SOBHA HARTLAND II

life is a collection of
Experiences



310 RIVERSIDE  RESCENT

Experience
life on your terms





INTRODUCING

310 RIVERSIDE CRESCENT

A new jewel at Sobha Hartland II
a unique waterfront neighbourhood close to the heart of the
city's centre.

Set amidst a stunning development of 8 million Sqft,
310 Riverside Crescent is draped around a beach and blue
lagoon, open spaces, and lush landscape.

it's an
Experience
to live in

Experience
exclusivity & extravagance



GO WITH
THE FLOW

Experience tranquility by the beautiful lagoons.
Let nature and luxury blend, adapt, flow and take shape
around the life you always wanted.

It's an experience like no other.

Experience
the exceptional

THE
BOARDWALK

Stroll down the boardwalk, the glistening lagoon on one side and the city skyline on the other. It's a magical experience on either side.




HOME STATION
REAL ESTATE



Experience

shore in the city

Living by the beachside next to the tranquil waters is a dream come true. Every day is an incredible experience filled with serenity and beauty.



Experience CHILDHOOD AGAIN

Be a child again. Splash, surf, sail and swim in the crystal-clear waters. Build sandcastles. Play water sports.

The experience of water is like no other - it refreshes, invigorates and soothes the soul, bringing joy and thrill like no other.





Experience

pampering

Indulge in luxury amenities that pamper your mind and body, leaving you refreshed and rejuvenated. Experience clubhouse-like amenities right at home.

Family zones

Interconnected community

Kids play area

Multiple community amenities

Outdoor and indoor gyms

Retail and restaurants

Sports
(Paddle Tennis court, Badminton, Squash, Half Basketball court)

State-of-the-art infinity pool

Running tracks

Water sports activities

GET HIGH ON
NATURE

Take a stroll and soak in breathtaking views of the city and Hartland II, surrounded by rich flora from high up in the sky gardens.

Green spaces, fresh air, and stunning views, it's a perfect moment.





SIGHTS TO SIGH

Enjoy stunning community views from the front. Be amazed by the clear views of the Dubai Al Ain Road. Look around to see the Meydan Racecourse on the other side, the pulsating skyline of Dubai. It's all a glance away.

Sit back and enjoy the vistas from your private balcony or the sky gardens.



LOVE STATION
REAL ESTATE

CAFE



HOME STATION
REAL ESTATE




HOME STATION
REAL ESTATE



QUESTATION
REAL ESTATE



THE WORLD ISLANDS

PALM JUMEIRAH

BURJ AL ARAB

BURJ KHALIFA

AIN DUBAI

JUMEIRAH

BUR DUBAI

SOBHA SEAHAVEN

SOBHA S-TOWER

UMM SUQEIM

SHEIKH ZAYED ROAD

SOBHA REALTY METRO STATION

THE DUBAI MALL

JEBEL ALI

SOBHA VERDE

AL QUOZ INDUSTRIAL AREA

AL BARSHA

SOBHA HARTLAND

AL KHAIL ROAD

DUBAI INTERNATIONAL AIRPORT

DUBAI INVESTMENTS PARK

MOTOR CITY

SOBHA HARTLAND II

NAD AL SHEBA

SOBHA ONE

DUBAI CREEK HARBOUR

RASHIDIYA



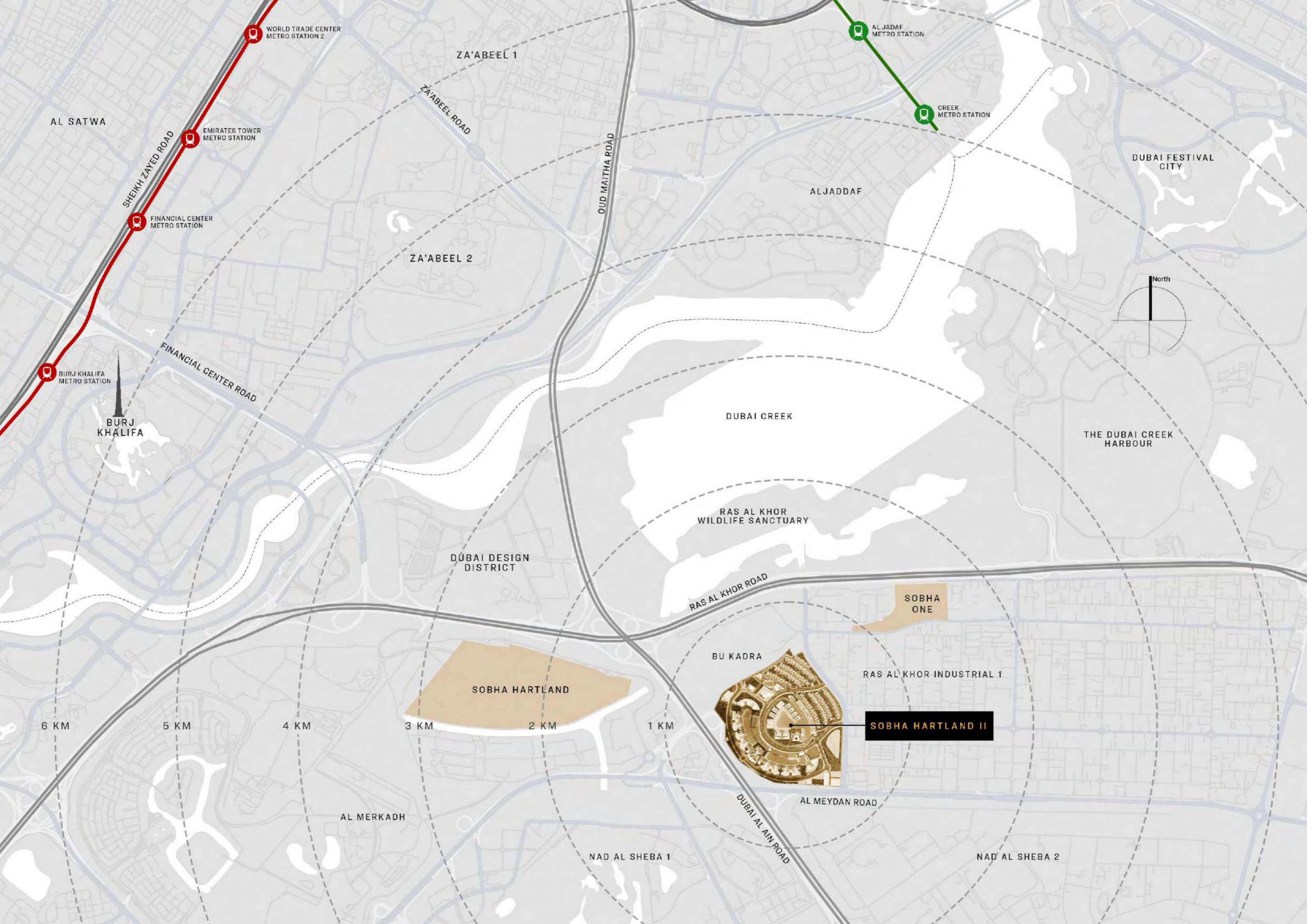
AL MAKTOUM INTERNATIONAL AIRPORT

SHEIKH MOHAMMED BIN ZAYED ROAD

SOBHA RESERVE

DUBAI SILICON OASIS

INTERNATIONAL CITY



WORLD TRADE CENTER METRO STATION 2

ZA'ABEEL 1

AL JADAF METRO STATION

AL SATWA

EMIRATES TOWER METRO STATION

CREEK METRO STATION

SHEIKH ZAYED ROAD

ZA'ABEEL ROAD

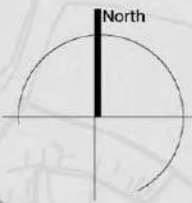
OULD MAITHA ROAD

ALJADDAF

DUBAI FESTIVAL CITY

FINANCIAL CENTER METRO STATION

ZA'ABEEL 2



BURJ KHALIFA METRO STATION

FINANCIAL CENTER ROAD

BURJ KHALIFA

DUBAI CREEK

THE DUBAI CREEK HARBOUR

RAS AL KHOR WILDLIFE SANCTUARY

DUBAI DESIGN DISTRICT

RAS AL KHOR ROAD

SOBHA ONE

6 KM

5 KM

4 KM

3 KM

2 KM

1 KM

BU KADRA

RAS AL KHOR INDUSTRIAL 1

SOBHA HARTLAND

SOBHA HARTLAND II

AL MERKADH

AL MEYDAN ROAD

NAD AL SHEBA 1

NAD AL SHEBA 2

DUBAI AL AIN ROAD



HOME STATION

REAL ESTATE

for information please contact

Syed Mohammad Shiraz

+971 50 360 7456 | shiraz@homestation.ae

P.O. Box 454487, Level 6, Office 610

Dusseldorf Business Point, Al Barsha 1, Dubai, UAE

+971 4 576 9422

info@homestation.ae | www.homestation.ae

